



SUPPORT CLASS RESULTS

AUSTRALIAN SUPERSPORT 300 CHAMPIONSHIP

Date: **22/02/19**
 Event: **Q03**
 Weather: **Mostly cloudy - Temp: 17.4C**
 Track: **Dry - Temp: 36.0C**

Qualifying

Started at: **16:54:45**
 Laps: **15 Min**
 Starters: **36**
 Printed at: **8:34**

CLASSIFICATION

Pos	No	Name	Machine	Fastest Lap	On Lap	Behind Prev	Behind Leader	Top Speed
1	68	Luke POWER (VIC) / RTR / Graeme Williams Eng. / Traction Control	Yamaha R3 321	1:49.007	7 of 8			194
2	10	Callum O'BRIEN (WA) / Kawasaki BC Performance	Kawasaki EX 400	1:49.698	6 of 8	.691	.691	193
3	151	Locky TAYLOR (QLD) / Yamaha / Rustic Flooring / Shark Leathers	Yamaha R3 321	1:49.728	7 of 8	.030	.721	194
4	308	John LYTRAS (QLD) / Caboolture Yamaha / Jekyl & Hyde	Yamaha R3 321	1:49.869	7 of 8	.141	.862	193
5	27	Max STAUFFER (NSW) / Yamaha / YRD / Shark Leathers / Racers Edge	Yamaha R3 321	1:49.897	6 of 8	.028	.890	187
6	57	Seth CRUMP (QLD) / Rock Oil / KTM	KTM RC 390	1:49.903	6 of 7	.006	.896	194
7	20	Hunter FORD (NSW) / Yamaha / YRD / Held Aus / Schuberth Aus	Yamaha R3 321	1:50.073	7 of 8	.170	1.066	199
8	81	Senna AGIUS (NSW) / Schuberth / Held / Bikebiz Kawasaki	Kawasaki EX 400	1:50.395	5 of 9	.322	1.388	200
9	333	Yannis SHAW (NSW) / WRP Bridgestone / Select Fresh Providores	Kawasaki EX 400	1:50.562	7 of 8	.167	1.555	197
10	43	Harry KHOURI (NSW) / Excite Motorsports / Shark Leathers / Motonation	Yamaha R3 321	1:50.763	5 of 8	.201	1.756	192
11	31	Travis HALL (QLD) / Stitchsmith / Ricondi	Yamaha R3 321	1:50.938	6 of 8	.175	1.931	193
12	355	Laura BROWN (NSW) / WNR	Yamaha R3 321	1:50.970	6 of 8	.032	1.963	193
13	56	Jesse WOODS (TAS) / JDS Moto	Yamaha R3 321	1:51.040	7 of 8	.070	2.033	194
14	42	Kyle O'CONNELL (QLD)	Yamaha R3 321	1:51.057	7 of 9	.017	2.050	191
15	32	Dylan WHITESIDE (VIC) / Mark Lamont / The Grinning Edge	Kawasaki EX 300	1:51.231	5 of 8	.174	2.224	193
16	97	Peter NERLICH (VIC) / TCN Racing	Kawasaki EX 400	1:51.305	6 of 8	.074	2.298	190
17	25	Luke JHONSTON (NSW) / Motul / Davis Bikaworx / MotoGarage	Yamaha R3 321	1:51.655	6 of 8	.350	2.648	196
18	72	Benjamin BAKER (NSW) / Jekyl & Hyde / SCK Excavation / Motostats	Yamaha R3 321	1:51.733	5 of 8	.078	2.726	189
19	58	Mitch KUHNE (QLD) / Shark Leathers / Nolan Helmets / Phiesh ink / Liquimoly	Yamaha R3 321	1:51.850	6 of 8	.117	2.843	193
20	15	Bronson PICKETT (WA)	Yamaha R3 321	1:51.920	7 of 8	.070	2.913	187
21	47	Zylas BUNTING (NSW) / Shark Leathers	Yamaha R3 321	1:52.088	7 of 9	.168	3.081	194
22	28	Tayla RELPH (QLD) / Kawasaki BC Performance	Kawasaki EX 400	1:52.739	6 of 8	.651	3.732	188
23	87	Zac LEVY (QLD) / Demmery Motorsport Yamaha	Yamaha R3 321	1:53.970	1 of 4	1.231	4.963	190

Scott Laing
 Chief Time Keeper - Scott Laing


Tom Williams
 Clerk of Course - Tom Williams



Computime Race Timing Systems Pty Ltd © 1996
 Licensed to Computime Race Timing Systems

COMPUTIME RACE TIMING SYSTEMS PTY LTD
www.computime.com.au

E-mail: scott@computime.com.au / Ph: 0418 17 13 17





SUPPORT CLASS RESULTS

AUSTRALIAN SUPERSPORT 300 CHAMPIONSHIP

Date: 22/02/19
 Event: Q03
 Weather: Mostly cloudy - Temp: 17.4C
 Track: Dry - Temp: 36.0C

Qualifying

Started at: 16:54:45
 Laps: 15 Min
 Starters: 36
 Printed at: 8:34

CLASSIFICATION

Pos	No	Name	Machine	Fastest Lap	On Lap	Behind Prev	Behind Leader	Top Speed
24	22	Keegan PICKERING (NSW) / Sport Savvy Australian / Jekyl & Hyde	Yamaha R3 321	1:54.029	6 of 8	.059	5.022	188
25	33	Grace POUTCH (VIC) / Aark Suspension & Tuning / SC Project Oceanic	Kawasaki EX 400	1:55.597	6 of 8	1.568	6.590	191
26	282	Cameron AGOSTINI (NT) / Territory 3 Racing	Yamaha R3 321	1:56.219	5 of 8	.622	7.212	178
27	437	Hayden STIFF (NSW) / Proworx / Blayney Motorcycles	Kawasaki EX 300	1:56.366	5 of 8	.147	7.359	178
28	131	Adam COX (QLD)	KTM RC 390	1:57.590	4 of 8	1.224	8.583	175
29	35	Ben ANGELIDIS (ACT) / Proworx / Blayney Motorcycles	Yamaha R3 321	1:58.281	8 of 8	.691	9.274	178
30	30	Stephany KAPILAWI-JAMES (QLD)	Kawasaki EX 400	1:58.384	1 of 1	.103	9.377	188
31	19	Craig WHITE (NSW) / WRP Bridgestone	Kawasaki EX 400	2:00.183	5 of 8	1.799	11.176	176
32	46	Lachlan O'BRIEN (NT) / Territory 3 Racing	Yamaha R3 321	2:00.184	1 of 8	.001	11.177	173
33	14	Sarah FAIRBROTHER (QLD) / The Motorcycle Sportsmen	Yamaha R3 321	2:00.499	1 of 8	.315	11.492	176
34	40	Jeremy CZMOK (VIC) / Dins Dins Pet Food	KTM RC 390	2:01.855	8 of 8	1.356	12.848	176

Qualifying Time: 2:02.087

Non-qualifiers

DNQ	111	Wayne BATSON (SA) / S.A Motorcycles / PSY Racing	Kawasaki EX 300	2:03.482	8 of 8	1.627	14.475	168
-----	-----	--	-----------------	----------	--------	-------	--------	-----

Not enough laps

NC	89	Kristian AGOSTINI (NT) / Territory 3 Racing	Yamaha R3 321	.000	0 of 0		-1:49.007	176
----	----	---	---------------	------	--------	--	-----------	-----

Current best lap for SS300 class - 1:47.696 by Hunter FORD (NSW) on a Yamaha YZF-R3 set on 13/10/18

*** NON-QUALIFIERS PERMITTED TO START BY CLERK OF COURSE ***

*** SESSION RED FLAGGED WITH 11:28 REMAINING DUE TO CRASH AT TURN 3 OF NO. 30 (S. KAPILAWI-JAMES). RESTARTED AFTER 4 MINUTES FOR REMAINING TIME ***

The results are provisional until the end of the time limit for protests and appeals.

Chief Time Keeper - Scott Laing


Clerk of Course - Tom Williams



Computime Race Timing Systems Pty Ltd © 1996
 Licensed to Computime Race Timing Systems

COMPUTIME RACE TIMING SYSTEMS PTY LTD
www.computime.com.au

E-mail: scott@computime.com.au / Ph: 0418 17 13 17





SUPPORT CLASS RESULTS

AUSTRALIAN SUPERSPORT 300 CHAMPIONSHIP

Date: 22/02/19
 Event: Q03
 Weather: Mostly cloudy - Temp: 17.4C
 Track: Dry - Temp: 36.0C

Qualifying

Started at: 16:54:45
 Laps: 15 Min
 Starters: 36
 Printed at: 8:34

LAP TIMES

No	Name	Lap 1	Lap 2	Lap 3	Lap 4	Lap 5	Lap 6	Lap 7	Lap 8	Lap 9
10	Callum O'BRIEN (WA)	1:53.107	5:35.306	2:01.050	1:51.768	1:52.572	1:49.698	1:50.204	1:52.053	
14	Sarah FAIRBROTHER (QLD)	2:00.499	2:05.753	5:39.485	2:01.730	2:01.799	2:01.793	2:02.346	2:01.273	
15	Bronson PICKETT (WA)	1:56.760	5:06.741	2:00.263	1:54.176	1:54.214	1:52.671	1:51.920	1:53.988	
19	Craig WHITE (NSW)	2:00.820	5:28.132	2:07.938	2:00.943	2:00.183	2:01.680	2:01.328	2:00.386	
20	Hunter FORD (NSW)	1:53.891	5:15.849	2:01.254	1:51.695	1:51.207	1:50.350	1:50.073	1:52.198	
22	Keegan PICKERING (NSW)	1:57.674	5:08.340	2:00.912	1:54.775	1:55.614	1:54.029	2:12.375	1:55.182	
25	Luke JHONSTON (NSW)	1:56.752	5:06.592	1:58.657	1:54.573	1:51.900	1:51.655	1:52.101	1:54.304	
27	Max STAUFFER (NSW)	1:55.151	5:12.146	1:58.781	1:52.264	1:50.921	1:49.897	1:49.937	1:50.047	
28	Tayla RELPH (QLD)	1:55.743	1:54.683	5:21.535	1:58.314	1:52.818	1:52.739	1:52.866	1:53.266	
30	Stephany KAPILAWI-JAMES (QLD)	1:58.384								
31	Travis HALL (QLD)	1:55.204	5:08.841	1:59.087	1:51.732	1:51.728	1:50.938	1:52.749	2:02.801	
32	Dylan WHITESIDE (VIC)	1:55.929	5:04.895	1:58.120	1:52.787	1:51.231	1:52.684	1:52.756	1:52.909	
33	Grace POUTCH (VIC)	1:57.036	5:22.813	2:00.803	1:56.086	1:55.609	1:55.597	3:00.397	2:03.320	
35	Ben ANGELIDIS (ACT)	2:00.212	5:00.446	2:03.200	1:58.379	1:59.133	1:59.421	1:59.592	1:58.281	
40	Jeremy CZMOK (VIC)	2:05.978	4:50.203	2:09.167	2:02.680	2:02.228	2:02.319	2:02.427	2:01.855	
42	Kyle O'CONNELL (QLD)	1:52.725	5:10.864	1:59.102	1:51.357	1:52.446	1:51.613	1:51.057	1:51.867	2:05.650
43	Harry KHOURI (NSW)	1:52.994	5:07.271	1:58.746	1:50.900	1:50.763	1:52.769	1:58.318	1:52.595	
46	Lachlan O'BRIEN (NT)	2:00.184	5:00.512	2:09.361	2:02.867	2:02.929	2:02.582	2:02.266	2:01.617	
47	Zylas BUNTING (NSW)	1:55.524	1:56.527	3:27.298	1:58.503	1:52.684	1:52.560	1:52.088	1:52.713	1:58.648
56	Jesse WOODS (TAS)	1:55.114	5:09.205	1:59.753	1:52.326	1:52.961	1:52.723	1:51.040	1:51.706	
57	Seth CRUMP (QLD)	6:57.515	2:05.514	1:51.749	1:51.526	1:50.063	1:49.903	2:04.010		
58	Mitch KUHNE (QLD)	1:54.468	5:08.843	1:59.380	1:52.463	1:53.052	1:51.850	1:51.957	1:53.708	
68	Luke POWER (VIC)	2:04.909	5:05.433	2:04.105	1:50.542	1:49.629	1:50.050	1:49.007	2:00.515	
72	Benjamin BAKER (NSW)	1:58.951	5:05.505	1:58.867	1:53.077	1:51.733	1:52.335	1:52.729	1:56.375	
81	Senna AGIUS (NSW)	1:59.429	5:05.366	1:59.672	1:51.738	1:50.395	1:51.403	1:51.052	1:52.812	2:04.653
87	Zac LEVY (QLD)	1:53.970	5:18.220	1:58.150	3:48.749					
97	Peter NERLICH (VIC)	1:58.185	5:06.843	1:59.523	1:51.871	1:51.359	1:51.305	1:52.761	2:02.253	
111	Wayne BATSON (SA)	2:06.431	4:46.529	2:11.128	2:06.735	2:03.678	2:04.397	2:05.678	2:03.482	
131	Adam COX (QLD)	2:34.680	4:46.611	2:02.782	1:57.590	1:58.342	1:58.901	1:59.662	1:58.717	
151	Locky TAYLOR (QLD)	1:58.508	5:09.880	2:00.594	1:53.508	1:51.207	1:50.939	1:49.728	2:03.467	
282	Cameron AGOSTINI (NT)	1:57.418	5:03.473	2:05.516	1:57.385	1:56.219	2:00.629	1:57.010	1:56.895	
308	John LYTRAS (QLD)	1:58.254	5:09.322	1:58.714	1:50.883	1:54.200	1:50.675	1:49.869	1:57.160	
333	Yannis SHAW (NSW)	1:53.763	5:08.352	1:58.271	1:51.798	1:51.481	1:56.568	1:50.562	1:52.913	
355	Laura BROWN (NSW)	2:05.947	4:47.109	2:02.629	1:52.118	1:52.159	1:50.970	1:51.804	1:53.232	
437	Hayden STIFF (NSW)	1:59.886	4:54.956	2:05.201	1:58.266	1:56.366	1:56.386	2:12.370	2:00.525	

*** NON-QUALIFIERS PERMITTED TO START BY CLERK OF COURSE ***

*** SESSION RED FLAGGED WITH 11:28 REMAINING DUE TO CRASH AT TURN 3 OF NO. 30 (S. KAPILAWI-JAMES). RESTARTED AFTER 4 MINUTES FOR REMAINING TIME ***

The results are provisional until the end of the time limit for protests and appeals.


 Chief Time Keeper - Scott Laing



 Clerk of Course - Tom Williams



Computime Race Timing Systems Pty Ltd © 1996
 Licensed to Computime Race Timing Systems

COMPUTIME RACE TIMING SYSTEMS PTY LTD
www.computime.com.au

E-mail: scott@computime.com.au / Ph: 0418 17 13 17





SUPPORT CLASS RESULTS

AUSTRALIAN SUPERSPORT 300 CHAMPIONSHIP

Date: 22/02/19
 Event: Q03
 Weather: Mostly cloudy - Temp: 17.4C
 Track: Dry - Temp: 36.0C

Qualifying

Started at: 16:54:45
 Laps: 15 Min
 Starters: 36
 Printed at: 8:34

SPLIT TIMES

Lap	Split 1	Split 2	Split 3	Split 4	Lap Time	Spd	Lap	Split 1	Split 2	Split 3	Split 4	Lap Time	Spd
10 Callum O'BRIEN (WA) (2nd)							6	29.230	35.312	23.046	34.092	2:01.680	166
1	27.445	32.739	21.513	31.410	1:53.107	179	7	29.730	34.963	22.831	33.804	2:01.328	166
2	27.858	53.832	23.536	3:50.080	5:35.306	180	8	29.370	34.918	22.693	33.405	2:00.386	167
3	32.162	32.869	24.615	31.404	2:01.050 P								
4	26.829	32.330	21.405	31.204	1:51.768	193	20 Hunter FORD (NSW) (7th)						
5	27.039	33.404	21.255	30.874	1:52.572	193	1	27.986	32.888	21.511	31.506	1:53.891	174
6	26.099	31.897	21.148	30.554	1:49.698	192	2	27.468	33.304	21.405	3:53.672	5:15.849	181
7	26.415	32.090	21.204	30.495	1:50.204	192	3	32.110	33.136	24.320	31.688	2:01.254 P	
8	26.587	32.888	21.514	31.064	1:52.053	192	4	26.709	32.817	21.240	30.929	1:51.695	195
							5	27.193	32.398	20.738	30.878	1:51.207	187
14 Sarah FAIRBROTHER (QLD) (33th)							6	26.744	31.945	21.083	30.578	1:50.350	185
1	29.553	34.785	23.090	33.071	2:00.499	176	7	26.385	32.141	20.977	30.570	1:50.073	193
2	29.522	34.786	23.096	38.349	2:05.753	171	8	26.891	33.139	20.935	31.233	1:52.198	199
3	31.684	4:09.729	24.100	33.972	5:39.485	161							
4	29.931	34.937	23.108	33.754	2:01.730	168	22 Keegan PICKERING (NSW) (24th)						
5	29.730	34.820	23.684	33.565	2:01.799	170	1	28.973	34.826	22.082	31.793	1:57.674	177
6	29.991	35.008	23.055	33.739	2:01.793	167	2	27.662	34.272	21.615	3:44.791	5:08.340	186
7	29.825	35.535	23.254	33.732	2:02.346	168	3	32.615	34.913	21.882	31.502	2:00.912 P	
8	29.485	35.186	23.008	33.594	2:01.273	167	4	27.310	33.577	21.808	32.080	1:54.775	188
							5	27.794	33.610	22.115	32.095	1:55.614	180
15 Bronson PICKETT (WA) (20th)							6	27.135	33.313	21.907	31.674	1:54.029	187
1	28.003	34.660	21.983	32.114	1:56.760	186	7	30.096	40.898	29.232	32.149	2:12.375	177
2	27.184	34.101	22.139	3:43.317	5:06.741	182	8	27.877	33.867	21.856	31.582	1:55.182	175
3	31.852	34.088	22.081	32.242	2:00.263 P								
4	27.678	33.402	21.412	31.684	1:54.176	187	25 Luke JHONSTON (NSW) (17th)						
5	27.652	33.069	21.946	31.547	1:54.214	174	1	28.152	34.870	21.864	31.866	1:56.752	188
6	26.926	33.102	21.168	31.475	1:52.671	183	2	27.493	32.850	21.974	3:44.275	5:06.592	191
7	26.912	32.717	21.437	30.854	1:51.920	185	3	30.563	34.150	21.827	32.117	1:58.657 P	
8	26.963	34.199	21.802	31.024	1:53.988	183	4	28.728	32.873	21.445	31.527	1:54.573	178
							5	26.850	33.030	21.259	30.761	1:51.900	187
19 Craig WHITE (NSW) (31th)							6	26.877	32.622	21.222	30.934	1:51.655	196
1	29.389	35.242	22.753	33.436	2:00.820	176	7	27.031	32.555	21.407	31.108	1:52.101	196
2	29.037	4:59.095			5:28.132	174	8	27.950	33.083	21.612	31.659	1:54.304	189
3	35.055	35.749	23.055	34.079	2:07.938 P								
4	29.493	35.225	22.707	33.518	2:00.943	167	27 Max STAUFFER (NSW) (5th)						
5	29.278	35.159	22.604	33.142	2:00.183	167	1	29.021	33.649	21.078	31.403	1:55.151	175

Scott Laing
 Chief Time Keeper - Scott Laing


Tom Williams
 Clerk of Course - Tom Williams



Computime Race Timing Systems Pty Ltd © 1996
 Licensed to Computime Race Timing Systems

COMPUTIME RACE TIMING SYSTEMS PTY LTD
www.computime.com.au

E-mail: scott@computime.com.au / Ph: 0418 17 13 17





SUPPORT CLASS RESULTS

AUSTRALIAN SUPERSPORT 300 CHAMPIONSHIP

Date: 22/02/19
 Event: Q03
 Weather: Mostly cloudy - Temp: 17.4C
 Track: Dry - Temp: 36.0C

Qualifying

Started at: 16:54:45
 Laps: 15 Min
 Starters: 36
 Printed at: 8:34

SPLIT TIMES

Lap	Split 1	Split 2	Split 3	Split 4	Lap Time	Spd	Lap	Split 1	Split 2	Split 3	Split 4	Lap Time	Spd
2	27.130	33.740	24.630	3:46.646	5:12.146	179	5	26.346	32.747	20.960	31.178	1:51.231	187
3	32.181	34.283	21.196	31.121	1:58.781 P		6	27.218	33.479	21.107	30.880	1:52.684	182
4	27.450	32.420	20.861	31.533	1:52.264	178	7	27.042	33.013	21.486	31.215	1:52.756	187
5	27.299	32.200	20.707	30.715	1:50.921	178	8	26.850	33.748	21.027	31.284	1:52.909	183
6	27.040	31.811	20.670	30.376	1:49.897	177	33 Grace POUTCH (VIC) (25th)						
7	26.520	31.643	20.948	30.826	1:49.937	187	1	28.297	34.111	21.941	32.687	1:57.036	183
8	26.951	31.852	20.780	30.464	1:50.047	179	2	28.355	33.905	22.109	3:58.444	5:22.813	185
28 Tayla RELPH (QLD) (22th)							3	32.236	34.496	21.807	32.264	2:00.803 P	
1	28.163	33.928	21.946	31.706	1:55.743	179	4	27.793	34.141	21.740	32.412	1:56.086	191
2	27.715	33.273	21.688	32.007	1:54.683	181	5	28.366	33.605	21.611	32.027	1:55.609	185
3	28.401	34.542	22.052	3:56.540	5:21.535	177	6	27.663	33.726	21.866	32.342	1:55.597	191
4	31.281	33.283	21.755	31.995	1:58.314 P		7	28.318	1:02.524	22.721	1:06.834	3:00.397	184
5	27.401	32.627	21.362	31.428	1:52.818	179	8	31.280	36.054	22.751	33.235	2:03.320 P	
6	26.984	33.321	21.246	31.188	1:52.739	185	35 Ben ANGELIDIS (ACT) (29th)						
7	26.927	32.815	21.652	31.472	1:52.866	188	1	29.092	34.865	23.068	33.187	2:00.212	171
8	27.407	33.067	21.580	31.212	1:53.266	186	2	28.553	35.597	23.486	3:32.810	5:00.446	173
30 Stephany KAPILAWI-JAMES (QLD) (30th)							3	32.674	34.758	22.911	32.857	2:03.200 P	
1	28.653	34.644	22.998	32.089	1:58.384	187	4	28.410	34.112	22.645	33.212	1:58.379	178
31 Travis HALL (QLD) (11th)							5	29.151	34.291	22.599	33.092	1:59.133	167
1	27.043	35.032	21.388	31.741	1:55.204	190	6	29.197	34.275	22.436	33.513	1:59.421	165
2	27.785	34.131	21.896	3:45.029	5:08.841	191	7	29.000	34.038	22.963	33.591	1:59.592	166
3	31.665	33.515	21.748	32.159	1:59.087 P		8	28.840	34.197	22.385	32.859	1:58.281	168
4	27.199	32.847	20.957	30.729	1:51.732	193	40 Jeremy CZMOK (VIC) (34th)						
5	26.425	33.375	20.969	30.959	1:51.728	189	1	31.214	36.913	23.788	34.063	2:05.978	172
6	26.449	32.647	21.208	30.634	1:50.938	193	2	30.199	35.961	25.897	3:18.146	4:50.203	176
7	27.277	32.774	21.648	31.050	1:52.749	186	3	36.030	35.516	23.774	33.847	2:09.167 P	
8	27.973	42.965	21.041	30.822	2:02.801	181	4	30.087	35.252	23.799	33.542	2:02.680	171
32 Dylan WHITESIDE (VIC) (15th)							5	30.189	35.039	23.432	33.568	2:02.228	174
1	27.718	34.579	22.119	31.513	1:55.929	180	6	30.203	35.128	23.326	33.662	2:02.319	171
2	27.043	33.134	22.448	3:42.270	5:04.895	193	7	30.103	35.281	23.344	33.699	2:02.427	171
3	30.630	33.854	21.768	31.868	1:58.120 P		8	30.054	34.955	23.362	33.484	2:01.855	171
4	27.804	33.145	21.103	30.735	1:52.787	184	42 Kyle O'CONNELL (QLD) (14th)						

Scott Laing
 Chief Time Keeper - Scott Laing


Tom Williams
 Clerk of Course - Tom Williams



Computime Race Timing Systems Pty Ltd © 1996
 Licensed to Computime Race Timing Systems

COMPUTIME RACE TIMING SYSTEMS PTY LTD
www.computime.com.au

E-mail: scott@computime.com.au / Ph: 0418 17 13 17





SUPPORT CLASS RESULTS

AUSTRALIAN SUPERSPORT 300 CHAMPIONSHIP

Date: 22/02/19
 Event: Q03
 Weather: Mostly cloudy - Temp: 17.4C
 Track: Dry - Temp: 36.0C

Qualifying

Started at: 16:54:45
 Laps: 15 Min
 Starters: 36
 Printed at: 8:34

SPLIT TIMES

Lap	Split 1	Split 2	Split 3	Split 4	Lap Time	Spd	Lap	Split 1	Split 2	Split 3	Split 4	Lap Time	Spd
1	27.802	32.732	21.335	30.856	1:52.725	191	6	26.916	33.314	21.255	31.075	1:52.560	188
2	27.537	32.395	21.495	3:49.437	5:10.864	183	7	26.956	32.679	21.756	30.697	1:52.088	189
3	30.899	34.668	21.784	31.751	1:59.102 P		8	26.832	32.889	21.520	31.472	1:52.713	193
4	27.168	32.258	21.101	30.830	1:51.357	187	9	28.630	37.531	21.303	31.184	1:58.648	194
5	27.075	33.138	21.574	30.659	1:52.446	184							
6	27.465	32.432	21.245	30.471	1:51.613	179	56 Jesse WOODS (TAS) (13th)						
7	27.055	32.293	21.022	30.687	1:51.057	187	1	27.505	34.754	21.671	31.184	1:55.114	191
8	26.971	32.375	21.330	31.191	1:51.867	187	2	27.204	32.583	22.076	3:47.342	5:09.205	184
9	27.538	41.032	24.399	32.681	2:05.650	178	3	32.473	33.678	21.523	32.079	1:59.753 P	
							4	27.276	32.987	21.181	30.882	1:52.326	188
43 Harry KHOURI (NSW) (10th)							5	26.806	32.673	22.052	31.430	1:52.961	190
1	27.234	32.906	21.616	31.238	1:52.994	181	6	27.512	32.749	21.478	30.984	1:52.723	183
2	27.026	33.096	21.410	3:45.739	5:07.271	191	7	26.795	32.336	21.070	30.839	1:51.040	188
3	31.985	32.886	21.690	32.185	1:58.746 P		8	26.663	32.862	21.356	30.825	1:51.706	194
4	26.980	32.297	20.922	30.701	1:50.900	189							
5	26.792	32.100	20.899	30.972	1:50.763	192	57 Seth CRUMP (QLD) (6th)						
6	27.147	33.255	21.278	31.089	1:52.769	179	1	27.096	6:30.419			6:57.515	189
7	26.892	39.966	20.737	30.723	1:58.318	187	2	32.047	37.215	25.106	31.146	2:05.514 P	
8	26.839	33.849	21.050	30.857	1:52.595	183	3	26.909	32.572	21.222	31.046	1:51.749	192
							4	27.033	32.461	21.011	31.021	1:51.526	186
46 Lachlan O'BRIEN (NT) (32th)							5	26.389	32.418	20.922	30.334	1:50.063	192
1	29.093	35.000	22.780	33.311	2:00.184	173	6	26.278	31.950	20.813	30.862	1:49.903	193
2	29.048	34.908	23.876	3:32.680	5:00.512	172	7	29.075	42.613	21.169	31.153	2:04.010	194
3	35.842	35.695	23.970	33.854	2:09.361 P								
4	29.458	35.321	24.040	34.048	2:02.867	171	58 Mitch KUHNE (QLD) (19th)						
5	30.836	35.132	23.430	33.531	2:02.929	168	1	27.890	33.541	21.633	31.404	1:54.468	188
6	30.246	35.450	23.121	33.765	2:02.582	168	2	27.258	33.119	21.054	3:47.412	5:08.843	185
7	29.907	35.355	23.234	33.770	2:02.266	170	3	30.588	34.706	21.927	32.159	1:59.380 P	
8	29.883	35.201	23.244	33.289	2:01.617	170	4	27.407	32.594	21.156	31.306	1:52.463	191
							5	26.984	33.541	21.080	31.447	1:53.052	185
47 Zylas BUNTING (NSW) (21th)							6	26.596	32.979	21.235	31.040	1:51.850	193
1	27.772	33.384	22.005	32.363	1:55.524	182	7	26.851	32.680	21.405	31.021	1:51.957	190
2	28.105	32.917	21.530	33.975	1:56.527	179	8	27.550	33.649	21.395	31.114	1:53.708	184
3	32.866	45.285	23.666	1:45.481	3:27.298	158							
4	32.132	33.228	21.499	31.644	1:58.503 P		68 Luke POWER (VIC) (1st)						
5	27.690	32.828	21.326	30.840	1:52.684	194	1	27.907	44.804	21.333	30.865	2:04.909	190

Scott Laing
 Chief Time Keeper - Scott Laing


Tom Williams
 Clerk of Course - Tom Williams



Computime Race Timing Systems Pty Ltd © 1996
 Licensed to Computime Race Timing Systems

COMPUTIME RACE TIMING SYSTEMS PTY LTD
www.computime.com.au

E-mail: scott@computime.com.au / Ph: 0418 17 13 17





SUPPORT CLASS RESULTS

AUSTRALIAN SUPERSPORT 300 CHAMPIONSHIP

Date: 22/02/19
 Event: Q03
 Weather: Mostly cloudy - Temp: 17.4C
 Track: Dry - Temp: 36.0C

Qualifying

Started at: 16:54:45
 Laps: 15 Min
 Starters: 36
 Printed at: 8:34

SPLIT TIMES

Lap	Split 1	Split 2	Split 3	Split 4	Lap Time	Spd	Lap	Split 1	Split 2	Split 3	Split 4	Lap Time	Spd
2	26.642	32.356	21.330	3:45.105	5:05.433	184	1	28.320	36.245	21.379	32.241	1:58.185	186
3	31.663	39.784	21.467	31.191	2:04.105 P		2	26.894	33.360	22.028	3:44.561	5:06.843	188
4	26.509	32.253	20.983	30.797	1:50.542	188	3	31.805	33.669	21.660	32.389	1:59.523 P	
5	26.547	31.884	20.780	30.418	1:49.629	183	4	27.263	32.573	21.041	30.994	1:51.871	189
6	25.991	32.292	21.007	30.760	1:50.050	194	5	26.286	33.157	20.858	31.058	1:51.359	189
7	26.429	31.746	20.544	30.288	1:49.007	183	6	26.341	32.971	21.233	30.760	1:51.305	190
8	26.517	41.872	21.202	30.924	2:00.515	193	7	26.988	32.975	21.575	31.223	1:52.761	189
							8	26.854	43.881	21.086	30.432	2:02.253	187

72 Benjamin BAKER (NSW) (18th)

1	28.795	35.383	21.874	32.899	1:58.951	175
2	26.798	32.315	21.317	3:45.075	5:05.505	189
3	30.499	34.217	21.934	32.217	1:58.867 P	
4	28.485	32.682	21.150	30.760	1:53.077	175
5	27.204	32.538	21.093	30.898	1:51.733	185
6	27.294	32.788	21.068	31.185	1:52.335	186
7	27.273	32.576	21.499	31.381	1:52.729	184
8	27.701	33.279	23.418	31.977	1:56.375	182

111 Wayne BATSON (SA) (DNQ)

1	30.023	37.717	23.832	34.859	2:06.431	164
2	29.289	37.420	25.451	3:14.369	4:46.529	168
3	35.511	37.020	23.813	34.784	2:11.128 P	
4	29.564	38.528	23.965	34.678	2:06.735	166
5	29.876	35.927	23.509	34.366	2:03.678	164
6	30.400	36.021	23.637	34.339	2:04.397	166
7	29.726	37.845	23.656	34.451	2:05.678	165
8	29.666	35.723	23.195	34.898	2:03.482	164

81 Senna AGIUS (NSW) (8th)

1	27.964	35.806	22.389	33.270	1:59.429	190
2	26.966	33.043	21.980	3:43.377	5:05.366	196
3	32.338	33.615	21.655	32.064	1:59.672 P	
4	27.117	32.745	21.072	30.804	1:51.738	188
5	26.650	32.455	20.852	30.438	1:50.395	200
6	27.000	32.551	21.151	30.701	1:51.403	183
7	26.929	32.206	21.151	30.766	1:51.052	183
8	27.570	32.460	21.288	31.494	1:52.812	181
9	27.863	39.786	23.872	33.132	2:04.653	180

131 Adam COX (QLD) (28th)

1		1:38.075	22.851	33.754	2:34.680	175
2	29.071	34.331	28.224	3:14.985	4:46.611	169
3	32.576	34.643	22.547	33.016	2:02.782 P	
4	28.982	33.602	22.152	32.854	1:57.590	174
5	28.533	34.251	22.362	33.196	1:58.342	174
6	29.162	34.359	22.269	33.111	1:58.901	168
7	29.151	34.267	23.087	33.157	1:59.662	166
8	28.933	34.198	22.380	33.206	1:58.717	168

87 Zac LEVY (QLD) (23th)

1	28.144	33.312	21.173	31.341	1:53.970	183
2	27.220	32.972	21.045	3:56.983	5:18.220	178
3	31.785	33.295	21.747	31.323	1:58.150 P	
4	26.818	41.768	30.034	2:10.129	3:48.749	190

151 Locky TAYLOR (QLD) (3rd)

1	28.166	35.732	21.807	32.803	1:58.508	188
2	26.832	32.425	21.109	3:49.514	5:09.880	193
3	34.142	32.930	21.691	31.831	2:00.594 P	
4	27.719	33.047	21.348	31.394	1:53.508	184
5	26.756	32.432	21.120	30.899	1:51.207	187
6	26.526	32.444	21.074	30.895	1:50.939	186

97 Peter NERLICH (VIC) (16th)

Chief Time Keeper - Scott Laing


Clerk of Course - Tom Williams



Computime Race Timing Systems Pty Ltd © 1996
 Licensed to Computime Race Timing Systems

COMPUTIME RACE TIMING SYSTEMS PTY LTD
www.computime.com.au

E-mail: scott@computime.com.au / Ph: 0418 17 13 17





SUPPORT CLASS RESULTS

AUSTRALIAN SUPERSPORT 300 CHAMPIONSHIP

Date: 22/02/19
 Event: Q03
 Weather: Mostly cloudy - Temp: 17.4C
 Track: Dry - Temp: 36.0C

Qualifying

Started at: 16:54:45
 Laps: 15 Min
 Starters: 36
 Printed at: 8:34

SPLIT TIMES

Lap	Split 1	Split 2	Split 3	Split 4	Lap Time	Spd	Lap	Split 1	Split 2	Split 3	Split 4	Lap Time	Spd
7	26.847	31.842	20.825	30.214	1:49.728	182	4	27.081	32.356	21.400	30.961	1:51.798	178
8	27.173	40.776	23.911	31.607	2:03.467	194	5	26.523	32.241	21.400	31.317	1:51.481	189
							6	27.156	34.924	23.129	31.359	1:56.568	179
							7	26.525	32.268	21.030	30.739	1:50.562	188
282 Cameron AGOSTINI (NT) (26th)							8	27.268	32.952	21.658	31.035	1:52.913	190
1	28.224	33.488	22.921	32.785	1:57.418	176							
2	28.180	35.525	23.222	3:36.546	5:03.473	175							
3	35.784	34.102	22.973	32.657	2:05.516 P		355 Laura BROWN (NSW) (12th)						
4	28.203	33.695	22.972	32.515	1:57.385	178	1	32.217	39.199	22.819	31.712	2:05.947	174
5	28.751	33.604	22.180	31.684	1:56.219	174	2	28.123	33.100	26.530	3:19.356	4:47.109	182
6	28.997	35.331	23.058	33.243	2:00.629	173	3	33.604	33.217	24.463	31.345	2:02.629 P	
7	28.539	33.887	22.172	32.412	1:57.010	171	4	26.942	32.677	21.269	31.230	1:52.118	193
8	28.814	33.637	22.243	32.201	1:56.895	170	5	27.154	32.850	21.410	30.745	1:52.159	188
							6	26.661	32.412	21.194	30.703	1:50.970	191
308 John LYTRAS (QLD) (4th)							7	26.900	32.390	21.298	31.216	1:51.804	187
1	28.557	36.843	21.721	31.133	1:58.254	176	8	27.052	33.782	21.415	30.983	1:53.232	184
2	26.627	33.433	21.578	3:47.684	5:09.322	193							
3	32.610	33.209	21.786	31.109	1:58.714 P		437 Hayden STIFF (NSW) (27th)						
4	26.700	32.692	21.072	30.419	1:50.883	188	1	29.013	34.897	22.695	33.281	1:59.886	178
5	26.344	32.534	23.138	32.184	1:54.200	191	2	28.632	35.338	25.063	3:25.923	4:54.956	174
6	26.994	32.171	20.994	30.516	1:50.675	183	3	34.460	34.834	23.010	32.897	2:05.201 P	
7	26.469	31.443	21.147	30.810	1:49.869	189	4	28.510	34.320	22.733	32.703	1:58.266	175
8	28.597	34.351	22.837	31.375	1:57.160	184	5	28.232	33.846	22.107	32.181	1:56.366	174
							6	28.201	33.490	22.268	32.427	1:56.386	177
333 Yannis SHAW (NSW) (9th)							7	28.701	47.390	22.953	33.326	2:12.370	173
1	27.240	33.953	21.660	30.910	1:53.763	197	8	28.795	33.993	22.534	35.203	2:00.525	170
2	26.419	32.297	21.137	3:48.499	5:08.352	189							
3	30.797	33.837	21.880	31.757	1:58.271 P								

*** NON-QUALIFIERS PERMITTED TO START BY CLERK OF COURSE ***

*** SESSION RED FLAGGED WITH 11:28 REMAINING DUE TO CRASH AT TURN 3 OF NO. 30 (S. KAPILAWI-JAMES). RESTARTED AFTER 4 MINUTES FOR REMAINING TIME ***

The results are provisional until the end of the time limit for protests and appeals.


 Chief Time Keeper - Scott Laing



 Clerk of Course - Tom Williams



Computime Race Timing Systems Pty Ltd © 1996
 Licensed to Computime Race Timing Systems

COMPUTIME RACE TIMING SYSTEMS PTY LTD
www.computime.com.au

E-mail: scott@computime.com.au / Ph: 0418 17 13 17





SUPPORT CLASS RESULTS
AUSTRALIAN SUPERSPORT 300 CHAMPIONSHIP

Qualifying

Date: 22/02/19
 Event: Q03
 Weather: Mostly cloudy - Temp: 17.4C
 Track: Dry - Temp: 36.0C

Started at: 16:54:45
 Laps: 15 Min
 Starters: 36
 Printed at: 8:34

FASTEST LAPS SEQUENCE


Race Time	No	Name	Machine	Fastest Lap	On Lap
1:55.206	10	Callum O'BRIEN (WA)	Kawasaki EX 400	1:53.107	1
2:13.996	42	Kyle O'CONNELL (QLD)	Yamaha R3 321	1:52.725	1
11:15.270	333	Yannis SHAW (NSW)	Kawasaki EX 400	1:51.798	4
11:15.319	42	Kyle O'CONNELL (QLD)	Yamaha R3 321	1:51.357	4
11:16.976	43	Harry KHOURI (NSW)	Yamaha R3 321	1:50.900	4
11:18.764	308	John LYTRAS (QLD)	Yamaha R3 321	1:50.883	4
11:26.489	68	Luke POWER (VIC)	Yamaha R3 321	1:50.542	4
13:07.793	81	Senna AGIUS (NSW)	Kawasaki EX 400	1:50.395	5
13:16.118	68	Luke POWER (VIC)	Yamaha R3 321	1:49.629	5
16:55.175	68	Luke POWER (VIC)	Yamaha R3 321	1:49.007	7

*** NON-QUALIFIERS PERMITTED TO START BY CLERK OF COURSE ***

*** SESSION RED FLAGGED WITH 11:28 REMAINING DUE TO CRASH AT TURN 3 OF NO. 30 (S. KAPILAWI-JAMES). RESTARTED AFTER 4 MINUTES FOR REMAINING TIME ***

The results are provisional until the end of the time limit for protests and appeals.


 Chief Time Keeper - Scott Laing


 Clerk of Course - Tom Williams

Computime Race Timing Systems Pty Ltd © 1996
 Licensed to Computime Race Timing Systems

COMPUTIME RACE TIMING SYSTEMS PTY LTD
www.computime.com.au

E-mail: scott@computime.com.au / Ph: 0418 17 13 17





SUPPORT CLASS RESULTS

AUSTRALIAN SUPERSPORT 300 CHAMPIONSHIP

Date: 22/02/19
 Event: Q03
 Weather: Mostly cloudy - Temp: 17.4C
 Track: Dry - Temp: 36.0C

Qualifying

Started at: 16:54:45
 Laps: 15 Min
 Starters: 36
 Printed at: 8:34

BEST PARTIAL TIMES

Pos	Split 1		Split 2		Split 3		Split 4		LAP		Ideal	Fastest
	Name	Time	Name	Time	Name	Time	Name	Time	Name	Time		
1	L. POWER	25.991	J. LYTRAS	31.443	L. POWER	20.544	L. TAYLOR	30.214	L. POWER	1:48.569	1:49.007	
2	C. O'BRIEN	26.099	M. STAUFFER	31.643	M. STAUFFER	20.670	L. POWER	30.288	J. LYTRAS	1:49.200	1:49.869	
3	S. CRUMP	26.278	L. POWER	31.746	H. KHOURI	20.737	S. CRUMP	30.334	M. STAUFFER	1:49.209	1:49.897	
4	P. NERLICH	26.286	L. TAYLOR	31.842	H. FORD	20.738	M. STAUFFER	30.376	S. CRUMP	1:49.375	1:49.903	
5	J. LYTRAS	26.344	C. O'BRIEN	31.897	S. CRUMP	20.813	J. LYTRAS	30.419	L. TAYLOR	1:49.407	1:49.728	
6	D. WHITESIDE	26.346	H. FORD	31.945	L. TAYLOR	20.825	P. NERLICH	30.432	H. FORD	1:49.638	1:50.073	
7	H. FORD	26.385	S. CRUMP	31.950	S. AGIUS	20.852	S. AGIUS	30.438	C. O'BRIEN	1:49.639	1:49.698	
8	Y. SHAW	26.419	H. KHOURI	32.100	P. NERLICH	20.858	K. O'CONNELL	30.471	S. AGIUS	1:50.146	1:50.395	
9	T. HALL	26.425	S. AGIUS	32.206	T. HALL	20.957	C. O'BRIEN	30.495	P. NERLICH	1:50.149	1:51.305	
10	M. STAUFFER	26.520	Y. SHAW	32.241	D. WHITESIDE	20.960	H. FORD	30.570	H. KHOURI	1:50.330	1:50.763	
11	L. TAYLOR	26.526	K. O'CONNELL	32.258	J. LYTRAS	20.994	T. HALL	30.634	Y. SHAW	1:50.429	1:50.562	
12	M. KUHNE	26.596	B. BAKER	32.315	K. O'CONNELL	21.022	Z. BUNTING	30.697	T. HALL	1:50.663	1:50.938	
13	S. AGIUS	26.650	J. WOODS	32.336	Y. SHAW	21.030	H. KHOURI	30.701	K. O'CONNELL	1:50.722	1:51.057	
14	L. BROWN	26.661	L. BROWN	32.390	Z. LEVY	21.045	L. BROWN	30.703	D. WHITESIDE	1:50.788	1:51.231	
15	J. WOODS	26.663	L. JHONSTON	32.555	M. KUHNE	21.054	D. WHITESIDE	30.735	J. WOODS	1:50.894	1:51.040	
16	H. KHOURI	26.792	P. NERLICH	32.573	B. BAKER	21.068	Y. SHAW	30.739	B. BAKER	1:50.941	1:51.733	
17	B. BAKER	26.798	M. KUHNE	32.594	J. WOODS	21.070	B. BAKER	30.760	L. BROWN	1:50.948	1:50.970	
18	Z. LEVY	26.818	T. RELPH	32.627	C. O'BRIEN	21.148	L. JHONSTON	30.761	M. KUHNE	1:51.265	1:51.850	
19	Z. BUNTING	26.832	T. HALL	32.647	B. PICKETT	21.168	J. WOODS	30.825	L. JHONSTON	1:51.388	1:51.655	
20	L. JHONSTON	26.850	Z. BUNTING	32.679	L. BROWN	21.194	B. PICKETT	30.854	Z. BUNTING	1:51.463	1:52.088	
21	B. PICKETT	26.912	B. PICKETT	32.717	L. JHONSTON	21.222	M. KUHNE	31.021	B. PICKETT	1:51.651	1:51.920	
22	T. RELPH	26.927	D. WHITESIDE	32.747	T. RELPH	21.246	T. RELPH	31.188	T. RELPH	1:51.988	1:52.739	
23	K. O'CONNELL	26.971	Z. LEVY	32.972	Z. BUNTING	21.255	Z. LEVY	31.323	Z. LEVY	1:52.158	1:53.970	
24	K. PICKERING	27.135	K. PICKERING	33.313	G. POUTCH	21.611	K. PICKERING	31.502	K. PICKERING	1:53.565	1:54.029	
25	G. POUTCH	27.663	C. AGOSTINI	33.488	K. PICKERING	21.615	C. AGOSTINI	31.684	G. POUTCH	1:54.906	1:55.597	
26	S. KAPILAWI-J	28.167	H. STIFF	33.490	H. STIFF	22.107	G. POUTCH	32.027	C. AGOSTINI	1:55.524	1:56.219	
27	C. AGOSTINI	28.180	A. COX	33.602	A. COX	22.152	S. KAPILAWI-J	32.089	H. STIFF	1:55.979	1:56.366	
28	H. STIFF	28.201	G. POUTCH	33.605	C. AGOSTINI	22.172	H. STIFF	32.181	A. COX	1:57.141	1:57.590	
29	B. ANGELIDIS	28.410	B. ANGELIDIS	34.038	B. ANGELIDIS	22.385	A. COX	32.854	B. ANGELIDIS	1:57.690	1:58.281	
30	A. COX	28.533	S. KAPILAWI-J	34.644	C. WHITE	22.604	B. ANGELIDIS	32.857	S. KAPILAWI-J	1:57.898	1:58.384	
31	C. WHITE	29.037	S. FAIRBROTH	34.785	L. O'BRIEN	22.780	S. FAIRBROTH	33.071	C. WHITE	1:59.701	2:00.183	
32	L. O'BRIEN	29.048	L. O'BRIEN	34.908	S. KAPILAWI-J	22.998	C. WHITE	33.142	L. O'BRIEN	2:00.025	2:00.184	
33	W. BATSON	29.289	C. WHITE	34.918	S. FAIRBROTH	23.008	L. O'BRIEN	33.289	S. FAIRBROTH	2:00.349	2:00.499	
34	S. FAIRBROTH	29.485	J. CZMOK	34.955	W. BATSON	23.195	J. CZMOK	33.484	J. CZMOK	2:01.819	2:01.855	
35	J. CZMOK	30.054	W. BATSON	35.723	J. CZMOK	23.326	W. BATSON	34.339	W. BATSON	2:02.546	2:03.482	

*** NON-QUALIFIERS PERMITTED TO START BY CLERK OF COURSE ***

*** SESSION RED FLAGGED WITH 11:28 REMAINING DUE TO CRASH AT TURN 3 OF NO. 30 (S. KAPILAWI-JAMES). RESTARTED AFTER 4 MINUTES FOR REMAINING TIME ***

The results are provisional until the end of the time limit for protests and appeals.


 Chief Time Keeper - Scott Laing



 Clerk of Course - Tom Williams



Computime Race Timing Systems Pty Ltd © 1996
 Licensed to Computime Race Timing Systems

COMPUTIME RACE TIMING SYSTEMS PTY LTD
www.computime.com.au

E-mail: scott@computime.com.au / Ph: 0418 17 13 17





SUPPORT CLASS RESULTS

AUSTRALIAN SUPERSPORT 300 CHAMPIONSHIP

Date: 22/02/19
 Event: Q03
 Weather: Mostly cloudy - Temp: 17.4C
 Track: Dry - Temp: 36.0C

Started at: 16:54:45
 Laps: 15 Min
 Starters: 36
 Printed at: 8:34

GRID SHEET



1	68	1	L. POWER 1:49.007	2	10	C. O'BRIEN 1:49.698	3	151	L. TAYLOR 1:49.728	
2		4	308	J. LYTRAS 1:49.869	5	27	M. STAUFFER 1:49.897	6	57	S. CRUMP 1:49.903
3	20	7	H. FORD 1:50.073	8	81	S. AGIUS 1:50.395	9	333	Y. SHAW 1:50.562	
4		10	43	H. KHOURI 1:50.763	11	31	T. HALL 1:50.938	12	355	L. BROWN 1:50.970
5	56	13	J. WOODS 1:51.040	14	42	K. O'CONNELL 1:51.057	15	32	D. WHITESIDE 1:51.231	
6		16	97	P. NERLICH 1:51.305	17	25	L. JHONSTON 1:51.655	18	72	B. BAKER 1:51.733
7	58	19	M. KUHNE 1:51.850	20	15	B. PICKETT 1:51.920	21	47	Z. BUNTING 1:52.088	
8		22	28	T. RELPH 1:52.739	23	87	Z. LEVY 1:53.970	24	22	K. PICKERING 1:54.029
9	33	25	G. POUTCH 1:55.597	26	282	C. AGOSTINI 1:56.219	27	437	H. STIFF 1:56.366	
10		28	131	A. COX 1:57.590	29	35	B. ANGELIDIS 1:58.281	30	30	S. KAPILAWI-JA 1:58.384
11	19	31	C. WHITE 2:00.183	32	46	L. O'BRIEN 2:00.184	33	14	S. FAIRBROTHER 2:00.499	
12		34	40	J. CZMOK 2:01.855	35	111	W. BATSON 2:03.482	36	89	K. AGOSTINI .000



SUPPORT CLASS RESULTS

AUSTRALIAN SUPERSPORT 300 CHAMPIONSHIP

Date: 22/02/19
 Event: Q03
 Weather: Mostly cloudy - Temp: 17.4C
 Track: Dry - Temp: 36.0C

Started at: 16:54:45
 Laps: 15 Min
 Starters: 36
 Printed at: 8:34

GRID SHEET

36 89 K. AGOSTINI .000	35 111 W. BATSON 2:03.482	34 40 J. CZMOK 2:01.855	12
33 14 S. FAIRBROTHER 2:00.499	32 46 L. O'BRIEN 2:00.184	31 19 C. WHITE 2:00.183	11
30 30 S. KAPILAWI-JA 1:58.384	29 35 B. ANGELIDIS 1:58.281	28 131 A. COX 1:57.590	10
27 437 H. STIFF 1:56.366	26 282 C. AGOSTINI 1:56.219	25 33 G. POUTCH 1:55.597	9
24 22 K. PICKERING 1:54.029	23 87 Z. LEVY 1:53.970	22 28 T. RELPH 1:52.739	8
21 47 Z. BUNTING 1:52.088	20 15 B. PICKETT 1:51.920	19 58 M. KUHNE 1:51.850	7
18 72 B. BAKER 1:51.733	17 25 L. JHONSTON 1:51.655	16 97 P. NERLICH 1:51.305	6
15 32 D. WHITESIDE 1:51.231	14 42 K. O'CONNELL 1:51.057	13 56 J. WOODS 1:51.040	5
12 355 L. BROWN 1:50.970	11 31 T. HALL 1:50.938	10 43 H. KHOURI 1:50.763	4
9 333 Y. SHAW 1:50.562	8 81 S. AGIUS 1:50.395	7 20 H. FORD 1:50.073	3
6 57 S. CRUMP 1:49.903	5 27 M. STAUFFER 1:49.897	4 308 J. LYTRAS 1:49.869	2
3 151 L. TAYLOR 1:49.728	2 10 C. O'BRIEN 1:49.698	1 68 L. POWER 1:49.007	1

